


The Bridge

Registering
the Soft Token



BRIDGEWATER BANK

What is the Soft Token?

A soft token can be used instead of the Secure Browser to access The Bridge. The Bridgewater Soft Token app will provide a One-Time Passcode that will be entered into the "Password / Passcode" field on the website <https://bridge2bwb.com/> . Please contact one of our dedicated team members at 952.542.5100 or hello@bridge2bwb.com for more information.

Android Users:

When searching for the mobile app in the Google Play store, search **Bridgewater Bank, select the app titled **Bridgewater Bank** and scroll down to “More by Bridgewater Bank.” Here you will find the **Bridgewater Authenticator** app.*

1. Search for **Bridgewater Authenticator** in the app store on your mobile device.
2. Select **Install**.
3. After the application has finished installing click on the application to launch it. The Soft Token will have the Bridgewater Logo and say **Authenticator** underneath.



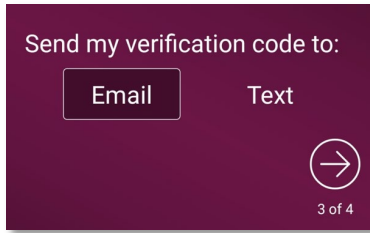
4. The application will launch and ask for an Activation Key.
5. Enter the Activation key provided by Bridgewater and click on the **right arrow**.

A dark blue rectangular screen with the text "Enter your Activation Key" at the top. Below the text is a white horizontal line for input. In the bottom right corner, there is a white right-pointing arrow inside a circle, and below that, the text "1 of 4".

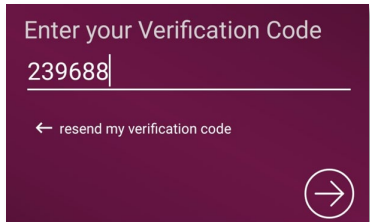
6. Create a PIN and click on the **right arrow**.
 - This pin will only be used to access the Soft Token on this mobile device.

A dark blue rectangular screen with the title "Create your PIN" at the top left and a "view PIN" link with an eye icon at the top right. Below the title is a white horizontal line for input, followed by the text "6-12 alphanumeric characters, at least one letter and one number." Below this is another white horizontal line for input, followed by the text "Re-enter your PIN".

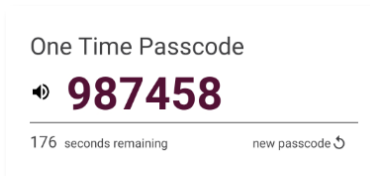
7. Click on the **right arrow** to have the verification code sent to your email address on file.
 - If the email is not received within 5 minutes, please contact Bridgewater Bank at 952.542.5100.



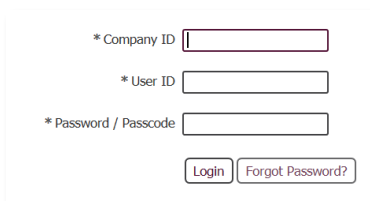
8. Enter the Verification Code that you received and click on the **right arrow**.



9. Once you enter your verification code you will receive a successful message. Click the **right arrow** to be brought to the login screen.
10. Enter the Soft Token Pin you created during registration and the screen will display a One Time Passcode.



11. On a desktop or laptop computer go to the website <https://bridge2bwb.com>.
12. Enter your Company ID and User ID.
- These are provided by your company administrator or Bridgewater.
13. Enter the One Time Passcode from the Soft Token in the **Password / Passcode** field.



14. Click **Login** to access The Bridge.