


# The Bridge

Enrolling in Mobile Text  
Messaging for OOB PIN

---

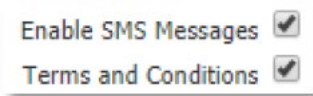


BRIDGEWATER BANK

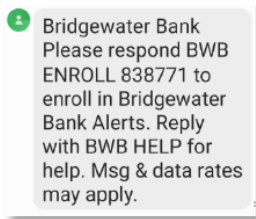
## What is Out of Band?

A type of two-factor authentication that requires a secondary verification method when sending ACH or Wire transactions. On initiation and approval of an ACH or Wire transaction, you will be asked to enter an Out of Band Pin. After Entering the Out of Band Pin, you will select **Send One Time Passcode** which will be sent to the email or phone number listed on your profile. The following steps are needed to establish the **mobile delivery method** for your **One-Time Passcode**. Please contact one of our dedicated team members at **952.542.5100** or [hello@bridge2bwb.com](mailto:hello@bridge2bwb.com) for more information.

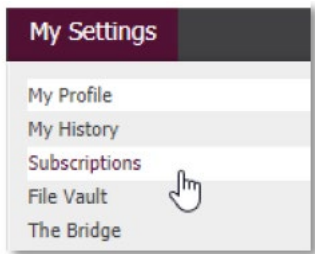
1. Log into The Bridge and go to **My Settings > My profile**.
2. Confirm your Message Enabled Cell phone number is correct.
  - If they are blank or need to be updated – make the changes on this page.
3. To enroll in mobile text messaging, you need to Check **Enable SMS Messages** and Check **Terms and Conditions** and select **Save**.



4. An enrollment text message will be sent to your phone number.



5. Respond to the enrollment message with **BWB ENROLL XXXXXX** and you will receive a message that the enrollment was successful.
6. Go to **My Settings > Subscriptions**.



7. Click on the subscription **Out of Band Authorization** to display available options.
8. Select the radio button under the cellphone icon.



9. Select **Save**.