

The Bridge

Registering
the Soft Token



BRIDGEWATER BANK

Table of Contents

What Is The Soft Token? 3

Download The Soft Token App..... 3

What Is the Soft Token?

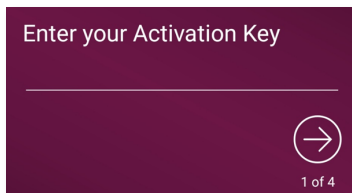
A soft token can be used as multifactor authentication to access The Bridge instead of the Secure Browser. This method requires you to access The Bridge via a website <https://bridge2bwb.com/> and use the Bridgewater Soft Token app to generate a One-Time Passcode to authenticate. Please contact the Bridgewater Support Team at 952.542.5100 or hello@bridge2bwb.com for more information.

Download the Soft Token App

1. Search for Bridgewater Bank Authenticator in the App or Google Play stores on your mobile device.
 - The app will have the Bridgewater Logo with the title Authenticator underneath.
2. Select Install.
3. Select the app to launch.



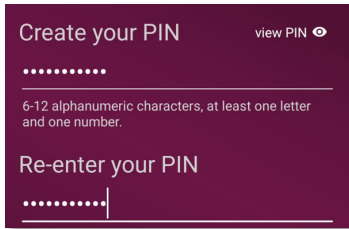
4. Enter the Activation Key provided by Bridgewater.
5. Select the right arrow.



6. Create a PIN.

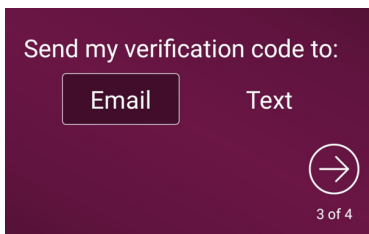
Note: This PIN will only be used to access the Soft Token on this mobile device.

7. Select the right arrow.



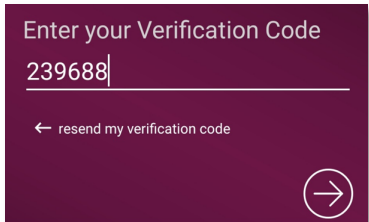
8. Select the appropriate method to receive the verification code.

9. Select the right arrow.



10. Enter the Verification Code received.

11. Select the right arrow.

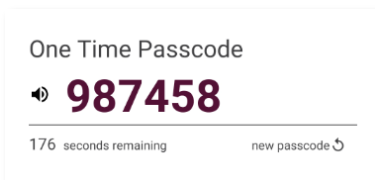


12. Confirmation of the successful enrollment will display.

13. Select the right arrow to be brought to the login screen.

14. Enter the Soft Token PIN.

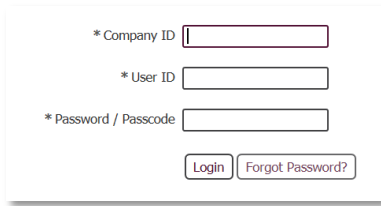
15. A One Time Passcode will display.



16. Go to the website <https://bridge2bwb.com>.

17. Enter your Company ID and User ID (provided by the Bank or Company Admin).

18. Enter the One Time Passcode from the Soft Token in the Password / Passcode field.



* Company ID

* User ID

* Password / Passcode

19. Select Login to access The Bridge.